



# Prep Handbook 2025

## Table of Contents

Welcome to Hilder Road State School.....	3
Welcome! From the Prep Teaching Team .....	4
The Journey of the Prep Learner .....	4
Hilder Road State School - Early Years' Philosophy .....	4
The Prep Program.....	5
Prep Teacher Aides.....	5
Term Dates - Queensland State Schools.....	6
Daily Routines.....	6
Specialist Lessons.....	6
Support Services .....	7
Student Wellbeing and Engagement .....	7
School Patrons .....	7
Hilder Road State School Mascots.....	8
Hilder Road State School House Teams.....	8
Parent Meet & Greet Information Nights.....	8
Reporting and Parent/Teacher Interviews .....	8
Assemblies .....	9
School Uniform .....	9
Expectations for Starting Prep.....	9
Prep Children's Requirements .....	10
Before the First Day of Prep .....	10
The First Day of Prep .....	11
Arrival at School.....	11
Departure from School .....	12
Outside of School Hours Care – OSHC.....	12
Access to Students During School Hours.....	12
Parking.....	12
Parents and Caregivers of Prep Students .....	12
Lunch Suggestions .....	13
Tuckshop.....	14
Birthdays, Toys and Treasures.....	14
Lost Property .....	14
Prep Social Get-Togethers / Events .....	15
Invoice Payment System.....	15
Excursion and Incursion Permission Process.....	15
General Information .....	16
Hilder Road State School Parents and Citizens (P&C) .....	17

## Welcome to Hilder Road State School

We are delighted to welcome you and your child to our Hilder Road community! Starting Prep is a significant and exciting milestone, and we are committed to ensuring that your child's journey into school is filled with joy, curiosity and a strong sense of belonging.

At Hilder Road State School, we take immense pride in creating a learning environment shaped by our Hilder HERO values – Harmonious, Engaged, Organised, and Responsible. These values guide everything we do, fostering a vibrant, inclusive school culture where every child is supported to thrive academically, socially and emotionally.

Our dedicated and highly experienced teachers use best-practice teaching strategies to cater to the needs of all of our learners. As we implement Version 9 of the Australian Curriculum, our focus remains on providing engaging, high-impact learning experiences that spark curiosity and instil a love of learning from Prep all the way through to Year 6.

Beyond the classroom, our students enjoy a rich curriculum, including specialist programs in Health & Physical Education (swimming, athletics, ball skills), Music, The Arts, Technology and Library. We also offer opportunities to explore talents through our instrumental music program in later years, sporting programs—including our unique Premier Football Squad for rising stars—and our much-loved School Musical and Dance Program. Sustainability is a key part of our school's identity, with vast green spaces and the natural surroundings of Fish Creek offering students hands-on environmental learning experiences.

Our well-equipped classrooms and expansive outdoor learning areas create an inspiring and welcoming environment where every child feels safe, valued and encouraged to reach their full potential.

At Hilder Road State School, we believe that strong partnerships between school and families are essential to student success. We value open communication and collaboration with parents and carers, working together to support each child's learning journey.

We invite you to explore our website and learn more about the exciting opportunities that make Hilder Road such a special place to learn and grow. Our team is incredibly proud of our Hilder HERO learners and we look forward to getting to know your family as we embark on this exciting Prep adventure together.

Welcome to the Hilder Road family – we can't wait to share this journey with you!

Warm regards,

**Damien Greig**  
**Principal**  
**Hilder Road State School**



## Welcome! From the Prep Teaching Team

Dear Families

The time has arrived for your child to attend the Prep Year and become a Hilder Hero. This often creates change and challenges for your child and family. You will no doubt have many questions and we aim to give you the information you will need through this handbook, our school website and most importantly through your communication with our Hilder Road State School team.

A sincere welcome is extended to you and we trust that your child's learning experience at Hilder Road State School will be an exciting and positive one supported by all members of our school community. We look forward to sharing in your child's learning journey and celebrating their successes together.

Yours sincerely

**The HRSS Prep Team**

## The Journey of the Prep Learner

To be a Prep student at Hilder Road State School, your child will have turned 5 years old before the 30th of June in the year they enrol. Over the coming school year, your child will grow, develop and mature in many ways. The change from the first day of Prep in Term 1 to the last day of Prep in Term 4 is enormous.

Your child's memory and powers of observation increase and their ability to learn is better now than it will ever be. They will explore, investigate, problem solve and predict as they engage in their learning. They will make many friends and learn to be tolerant and get along. Your child will try many new things and take risks in their learning. They will learn to be confident, resilient, persistent and organised. Your child will set their own learning goals and celebrate their achievements.

This journey is one we will take together as a team to support your child to reach their potential.

## Hilder Road State School - Early Years' Philosophy

As a school community, we recognise our strengths are in our children, staff and families and our aim is to:

- Build partnerships with parents, community and other schools, thus developing the optimum opportunity for children to develop, learn and make an easy and successful transition to school
- Provide a program that is both challenging and responsive to all children
- Continue to foster good and appropriate early childhood practices in all that we do

Prep provides the foundation for your child's success at school by developing:

- A positive approach to learning
- Independence and confidence
- Thinking and problem-solving skills
- Language skills
- Early literacy, numeracy and digital literacy skills
- Physical abilities, including gross and fine motor skills



## The Prep Program

The Australian Curriculum is fully implemented in our classrooms. These documents provide our teachers with the mandated curriculum and the guidance to differentiate teaching and learning experiences within their classrooms to meet the individual needs of the children while supporting your child to reach his or her potential.

Each day you will see the children involved in age appropriate, focussed learning and teaching experiences, play and inquiry-based learning to develop the foundations of their future schooling success. Each class engages in hands on activities inside and outside the classroom, learning to work independently and in small and large groups. Our teachers provide report cards twice a year and schedule meetings with you periodically throughout the year to discuss your child's progress. If you have any questions or concerns regarding your child's education, please make an appointment to speak to your child's teacher at a time convenient to both of you.



Our Prep children are encouraged to:

- Participate meaningfully
- Work collaboratively
- Increase their vocabulary
- Use language to communicate
- Develop self-confidence
- Develop physical skills
- Negotiate and problem solve
- Develop a positive attitude to learning
- Use a variety of digital technologies
- Form basic concepts in literacy and numeracy
- Make friends
- And much more



## Prep Teacher Aides

Our full time Prep Teacher Aides are an integral part of our team. Our Teacher Aides support children with their learning and work closely with all members of our HRSS Prep team.



## Term Dates - Queensland State Schools

Term Dates 2025		
Term 1	Tuesday 28 January - Friday 4 April	10 weeks
Term 2	Tuesday 22 April - Friday 27 June	10 weeks
Term 3	Monday 14 July - Friday 19 September	10 weeks
Term 4	Tuesday 7 October - Friday 12 December	10 weeks


## Daily Routines

This is a general overview of what your child's Prep day might look like.

8:30am	On arrival at school, children to wait with parents or participate at Walk and Talk.
8:45 am	First bell, students move to class to line up and complete classroom routines
8:50 am	Roll marked and lessons commence <b>Prep Literacy Block</b>
10:50 am	<b>First Break – Eating time (15 minutes) and Play (30 minutes)</b>
11:35 am	<b>Prep Numeracy Block</b>
1:35 pm	<b>Second Break – Eating time (15 Minutes) and Play (15 minutes)</b>
2:10 pm	Lessons in this session may include: <b>Science, Humanities and Social Sciences, The Arts, Health, Technologies, Social Skills Programs, Gross Motor Programs</b>
3:00 pm	Children wait outside classroom for parent pick up. Children attending OHSC are collected by their team. Pick-up Zone at the front/back of the school for collection are available for families also.

## Specialist Lessons

The children will attend weekly Music, Drama/Dance, Physical Education and Library lessons with specialist teachers.



## Support Services

The Junior School has a number of support services that teachers can access throughout the year to support students:

- **Guidance Officer:** Offers guidance and support to address both the personal and academic needs of students. They are instrumental in helping students overcome challenges and make informed decisions.
- **Speech and Language Pathologist:** Assists in providing inclusive education for all students, especially those experiencing communication difficulties. Helps identify the language demands of the curriculum and works together with students, teachers, and parents to develop reasonable adjustments to support student access to learning.
- **High Ability Learner Mentors:** Play a pivotal role in guiding and nurturing students with exceptional abilities. Their focus is on helping these students realise their full potential by tailoring enrichment opportunities that align with their individual strengths
- **Psychologist:** This role involves delivering counselling and mental health support to students. They equip students with the tools to navigate their emotions and challenges, ultimately promoting their overall well-being.
- **Student Wellbeing Officer:** Promotes student wellbeing by building positive relationships, delivering targeted programs, and supporting a safe, inclusive school environment.

## Student Wellbeing and Engagement

At Hilder Road State School, student wellbeing and engagement are priorities for all learners, especially our newest students. We are committed to implementing the Education Queensland Wellbeing Framework, which promotes a proactive approach to nurturing happy, balanced, and engaged children. This framework equips our school with the tools, strategies, and support needed to work in partnership with families, health professionals, and the wider community.

Our dedicated HRSS team leads mental health and wellbeing initiatives designed to support the social and emotional development of every student. Staff draw on resources such as Circuit Breakers, the Zones of Regulation, the Catastrophe Scale, and strategies from the Resilience Project to help students become active, empathetic and emotionally aware lifelong learners.

## School Patrons

Hilder Road State School stands as a testament to the generosity and community spirit of the Hilder family. Jeff and Ann Hilder, our esteemed school patrons, donated the land on which our school now thrives. Jeff Hilder was also a founding member of the Hilder Road State School P&C Association, and both he and Ann continue to actively support our school, attending many events each year.

The Hilder family's commitment to education in The Gap community dates back to 1910, when Henry Hilder served as the inaugural Secretary of the committee advocating for the establishment of a local state school. His dedication, alongside other community members, laid the foundation for accessible education in our area.

Today, Hilder Road State School continues to embody the Hilder family's legacy, fostering a nurturing environment where students are encouraged to embrace learning and life with curiosity and confidence.

## Hilder Road State School Mascots

At Hilder Road State School, our mascot—the **Hilder Cow**—pays tribute to our school’s rich history and the generosity of our patrons, the Hilder family. Before the land became home to our thriving school, it was a dairy farm run by the Hilder family, who later donated the land to establish Hilder Road State School. The **Hilder Cow** symbolises our strong foundations, community spirit and the values of hard work, care and growth—just as the Hilder family nurtured their land, we nurture the learning and development of every student. With pride in our past and excitement for the future, our Hilder HERO learners embody the resilience and dedication that this special legacy represents.

## Hilder Road State School House Teams

At Hilder Road State School, our House Teams are inspired by the mountains that surround our local area, representing strength, resilience and community spirit. Each House is named after a significant landmark on the northside of Brisbane, connecting our students to the rich natural history of our region.

### Coot-tha (Yellow) – The Spirit of Discovery

Named after Mt Coot-tha, this House embodies curiosity, growth and exploration. Historically a significant site for the Turrbal people, "Coot-tha" is derived from the Indigenous word for honey, reflecting the area's natural abundance. Like the iconic lookout that offers sweeping views of Brisbane, Coot-tha House encourages students to strive for excellence, embrace learning and always aim high.

### Taylor (Red) – The Heart of Strength

Taylor House takes its name from Taylor Range, a series of ridges that form a backbone for Brisbane’s western suburbs. This range has stood strong for centuries, symbolising resilience, determination and teamwork. Students in Taylor House are encouraged to persevere, support one another and rise to every challenge with courage and passion.

### Nebo (Green) – The Power of Nature

Named after Mount Nebo, a lush and towering peak in the D’Aguilar Range, Nebo House represents growth, harmony, and connection to nature. With its rich biodiversity and stunning rainforests, this House reflects the values of environmental stewardship and unity, inspiring students to work together and thrive in all their endeavours.

## Parent Meet & Greet Information Nights

All parents and carers are invited to attend our Parent Meet and Greet Information Night which are held early during Term 1 of each new school year for all classes. The dates of these evenings will be advised in week one. Each teacher will discuss the day-to-day operation of the classroom, classroom procedures, expectations for the students, the curriculum and the partnership between home and school.

## Reporting and Parent/Teacher Interviews

Written report cards for Semester One and Two are emailed home. Parent Teacher interviews are held twice a year in Term 1 and in Term 3. All interviews are booked through an online booking website. Parents are emailed a website link and then choose from the available times specified by the classroom teacher.

Parent/Teacher Interviews occur over two nights. The duration of these interviews is 15 minutes. This meeting provides an opportunity for parents to raise any questions and discuss your child’s progress with the classroom teacher.

Parents or teachers may also request an additional meeting time and this is done by contacting the classroom teacher or via the administration office.



## Assemblies

Our School Assemblies occur every Tuesday from 2:20pm in the School Hall. Parents are welcome to attend the assembly. Seats are provided at the back of the hall.

## School Uniform

The Hilder Road State School P&C Association has established an appropriate uniform which is to be worn correctly each day. Students attending Hilder Road State School are required to maintain the highest standard of dress and grooming. On enrolment, parents and carers agree to this uniform policy and dress code through the Application for Student Enrolment Form. Additionally, all uniform items are available for purchase through the HRSS Uniform shop located centrally on the school premises.

For uniform orders please email: [uniforms.HRSS@hotmail.com](mailto:uniforms.HRSS@hotmail.com)

Regular trading hours during the school terms are:

- Tuesday mornings 8:15am – 9:45am
- Thursday afternoons 2:15pm – 3:45pm

The Uniform Shop is closed on all public holidays and Student Free Days. For more information, visit the School website.



## Expectations for Starting Prep

- Please be sure your child is well rested, well-nourished and well prepared to start their day.
- Talk positively about school and discuss your new routines.
- Encourage your child's independence.
- Ensure your child is confidently able to dress and toilet themselves in a timely manner and know how to wash their hands after

toileting.

- Encourage your child to take responsibility at home. Being responsible for regular household tasks such as setting the table, wiping up, folding clothes and tidying their own toys away teaches confidence, reliability and responsibility.
- Have your child practise eating lunch from their lunch box over the holidays. This way you can help your child learn to open packets, unwrap glad wrap on food items or put straws into poppers.
- Ensure your child knows how to blow their nose and wash their hands afterwards.

## Prep Children's Requirements

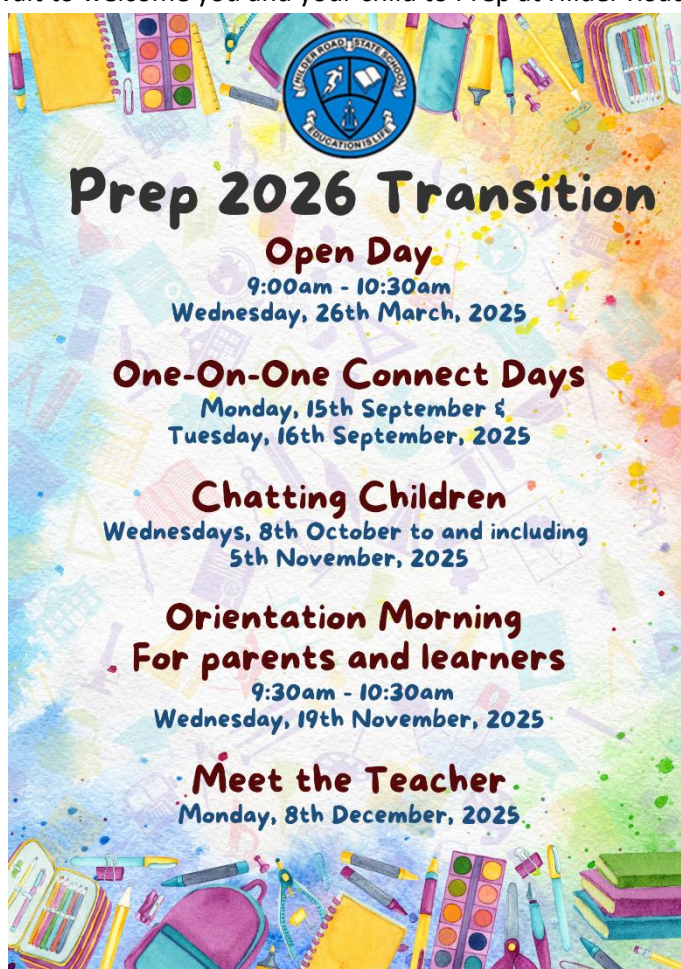
Prep children will require:

- **All items from the Prep Booklist:** You will receive a Prep Booklist outlining the required items and how to order them. All books and headphones must be labelled. Stationery items do not need to be labelled, as they are shared resources. Your child's teacher will provide more details before the start of the school year.
- School bags are available from the HRSS Uniform Shop—that is large enough to hold all their belongings, as smaller bags can make it difficult for children to take responsibility for and independently manage their own items.

## Before the First Day of Prep

Before the school year begins, there will be multiple opportunities to engage with the school community.

In the final week of Term 4, your child will visit their Prep classroom and meet their teacher. Communication will be sent providing details with plenty of time to prepare. Details of our Hilder Road State School transition to Prep program is provided below. We can't wait to welcome you and your child to Prep at Hilder Road State School!



## The First Day of Prep

We aim to make the first day at Prep a happy one for your child. We will be working hard to make sure that everything goes as smoothly as possible. There will be lots of smiles, fun and laughter. Our routine will be simple and consistent, allowing the children to feel confident and happy in their new classroom.



Here are just a few hints to make the first day go smoothly:

- The first day of school **starts** at 8:30 am giving your family time to settle into your very first day of school. Please be on time. Every other day the bell rings at 8:45am for students to line up, with learning time starting at 8:50am.
- Be confident and encouraging.
- Explore the room together and meet some other parents and children
- Familiarise children with staff names.
- When you are leaving, say goodbye. Please don't leave quietly hoping that your child will not notice. Say "Goodbye!", and tell your child that you will see them in the afternoon.

Once you have said goodbye and are leaving, please go as quickly as possible - the few upset children invariably settle down after that initial departure by Mum, Dad or family member.

## Arrival at School

- The classroom will always have the door open from 8.50am. If you arrive before the classrooms are open, your child must attend 'Walk and Talk' which occurs each morning from 8:30am. Walk and Talk is located near the administration building. All children are required in this area and wait until 8:45am bell when they will then walk to their classroom and line up as directed by the classroom teacher.
- All students should arrive at school just before 8.50am to get ready for the day. If you arrive late, you **MUST** take your child to the office and sign them in. A Late Slip will be provided by the office staff, which must then be given to your child's teacher on arrival at the classroom.
- If you are volunteering in your child's classroom, please sign in at the Administration office.
- Encourage your child to independently unpack their schoolbag and complete their morning tasks.
- All playground areas are out of bounds for all children before and after school.

## Departure from School

At 3:00pm, learners will wait outside the classroom with their teacher for parent pick up. Children attending OHSC are collected by the OHSC team. Pick-up Zone at the front/back of the school for collection are available for families also.

To book a place at OSHC for after school care, see the [school website](#) for more details.

- Students need to wait with the supervising teacher and wait quietly for their parent
- Students must exit all school buildings (hallways, classrooms) immediately at 3pm
- Students are NOT permitted to play in the school grounds whilst waiting to be collected

## 2 Minute Pick-up Zone - Afternoons Only

- If you are using the 2-minute Pick-Up Zone, please remain in your car and our staff will assist your child to your car if or when required.
- If your child is booked into the Outside School Hours Care (OSHC) facility, a staff member from OSHC will collect your child and all other Prep students, from the Prep classrooms. It is the parents' responsibility to inform OSHC and the class teacher of any changes to afternoon pick-up arrangements.
- Students are NOT permitted to play in the school grounds after 3pm.

## Outside of School Hours Care – OSHC

Outside School Hours Care (OSHC) is located within Hilder Road State School, within our purpose-built building located under Block 3 which is adjacent to the school hall. Please contact OSHC on 0436 921 319 to pre-arrange before or after school care for your child. You can visit the school website also: [school website](#)

## Access to Students During School Hours

It is school policy that all enquiries are made through the administration office should you require access to your child/children during school hours. This procedure is necessary to ensure the safety of our learners at all times. All parents must report to the Administration office and sign in and out as directed. If it is necessary for you to collect your child during the school day for appointments, you must present to the office first, where your child will be signed out and you will be provided with an Early Departure slip. You will then be able to collect your child from their classroom – without the Early Departure slip, you will be unable to collect your child.

## Parking

Parking is available around the local streets with a number of access points to the school. There is **NO PARKING** available for drop off or pick up in the car park on school grounds. Parents are also asked not to park in residential complexes as this is a private property. We encourage children to come to school by walking (even part of the way), carpooling, riding a bike or using public transport options.

## Parents and Caregivers of Prep Students

Parents, caregivers and relatives play a vital and valued role in the education of each child. We appreciate your involvement in supporting students and encourage you to discuss with your child's teacher about how you may be able to provide assistance in the classroom. This normally begins in term 2.

You can do this by:

- Volunteering in the classroom and joining in with our learning experiences.
- Reading noticeboards and school newsletters that are sent to your email.
- Supporting excursions and special events.
- Reading to your child or your child reading to you daily.

- Supporting us by talking with your child about their day.
- Supporting our rules and consequences.
- Informing us of any concerns, ideas or suggestions that you have.



### Parental roles and responsibilities:

- Prep year is the first year of compulsory school enrolment. Education for your child is important and regular attendance at school is essential for them to achieve their educational best.
- Ensure your child comes to school every day and on time to establish consistent school routines, positive interactions and full participation in learning activities. Students who consistently arrive late cause disruption to the class routine and their own learning.
- Taking family holidays throughout the term is discouraged.
- Read all the information in order to be familiar with our policies, routines and practices. Further information can be found in the Hilder Road State School Handbook for Parents on the School Website.
- You will receive a Prep Booklist outlining the required items and how to order them. All books and headphones must be labelled. Stationery items do not need to be labelled, as they are shared resources.
- Discuss any concerns or questions with your teacher by appointment. We are happy to make a time to chat.
- Notify the office staff of any changes related to address, email address, phone numbers, emergency contact and phone numbers.

### Lunch Suggestions

#### Important Information:

Daily fruit break takes place each day at 10:00am. Please pack a small fruit or vegetable snack, along with a healthy lunch and afternoon tea.

- Lunchboxes: Please send food in a plastic lunchbox. Glass containers are not allowed.
- No Canned Goods: Please avoid sending food in metal cans. The contents may be transferred into a plastic container or thermos. Ring-pull lids can pose a safety risk.
- No Food Heating Available: Due to Workplace Health and Safety regulations, we are unable to heat food for students.

Please note: Nut meals are strongly discouraged as some students have severe allergies. Thank you for your

support.

Planning interesting and different school lunches can be difficult. Sandwich ideas may include:

- Salad: For variety, add one or a combination of the following: onion, celery, raisins, bean sprouts, lettuce, grated carrot, chopped spinach and chicken.
- Cheese: sliced or grated with salad dressing. For variety, you could add: chopped onion, dates, crushed pineapple.
- Cottage Cheese: mix with cucumber, tomatoes and chopped fruit.
- Baked Beans: plain or mashed with chopped onion and a small amount of chilli sauce or raisins.
- Fish: tuna with salad dressing: add chopped celery, apple slices or raisins. Sardines plain or with salad dressing.
- Meat: chicken sliced or chopped with salad dressing and shredded raw greens. Beef sliced with salad dressing, mustard and shredded raw greens. Turkey sliced with celery, pineapple or apple slices or chopped prunes.

## Tuckshop

The Hilder Road Tuckshop is proudly operated by our P&C Association and is open three days a week during both first and second breaks. Our Tuckshop provides Smart Choices meals, with many items freshly homemade to order. Parents can place orders online before 8:15am each day via the **Flexischools App**, which can be accessed through our school website under 'Facilities: Tuckshop' or by scanning the QR code below.




## Birthdays, Toys and Treasures

We celebrate each child's birthday at Prep. Please feel free to send along single served cake, cupcakes or ice blocks on your child's birthday, or the closest day to it. Please check with your teacher the number of children in your class to ensure we have enough for everyone to celebrate.

Please do not bring toys and treasures to school. On special occasions you will receive ample notice as to what items are appropriate to bring to school for learning purposes.

## Lost Property

Please make sure that all articles of clothing and personal school equipment are clearly marked in permanent marker with your child's first and last name. Lost property items are along the verandah at the back of the administration office facing the library. This is available to our learners each day and to families looking for any misplaced items.



## Prep Social Get-Togethers / Events

During the year, Prep families get together socially for a number of occasions. This is a fantastic opportunity to meet and get to know other Prep families who are sharing the learning journey with you and your child. Some of these include:

- Easter Hat Parade
- School Disco
- Trivia Night
- Athletics Carnival
- Mother's Day/Father's Day Events
- 100 Days of Prep Celebration
- Under 8's Day
- Book Week Parade
- P&C Fundraiser (e.g Colour Run)
- School Musical



## Invoice Payment System

Hilder Road State School offers a number of options where parents are able to make payment for excursions and activities. These include:

BPoint – This is available on the bottom of all invoices and parents can simply click on the link to make a credit card payment online.

Direct Deposit Payments made into the school bank account direct.

The details are:

BSB: 064 – 174  
Account: 00090075  
Account Name: Hilder Road State School A/C  
Reference: Student's Surname, Initial, Invoice Number and abbreviation of the activity  
e.g: SmithBO44550Camp

Cash and credit card payments – Made directly to the school at the office or can be sent in a sealed envelope clearly marked with the student's details. If you find it difficult to make payment using one of the above methods, please contact the school office on 3511 3222 to discuss alternatives.


## Excursion and Incursion Permission Process

Excursions and incursions are organised and arranged throughout the year for their educational value linked to particular subject areas. It is important that each child attends the excursion to support the learning that will continue back at school in follow-up lessons.

Permission letters are sent digitally/hard copy with parents approving their child's attendance and returning the form as directed on the permission note. Permission to attend is compulsory and must be received prior to any event that requires parental consent.

Please note that all students attending excursions must be in the correct school uniform, including a sun safe school

hat. Please refer to the information in the Invoice Payment System section regarding payment for excursions.



## General Information

### Sick children

Even though your child may want to come, school is not the place to be when your child is sick. Runny noses, temperatures, cold sores, open sores or discharge from ears or eyes are all indicators of possible infectious conditions. As well as risking the health of others, your own child is placed at risk of further infection at a time when immunity is low. Please keep your child at home during such times.

When advising the school of your child's absence, please choose any of the following contact methods:

Absence Line: (07) 3511 3260

Absence Email: [absent@hilderroadss.eq.edu.au](mailto:absent@hilderroadss.eq.edu.au)

QParents App

### Illness/Accident

School staff will contact parents if a child becomes ill or is involved in an accident. Should this not be possible, the school will take whatever further action is required for the child's welfare. It is imperative that parents provide current contact phone numbers for emergencies or illness to the office.

### Hygiene

Viruses and bacteria spread very quickly and easily amongst children in close contact. To minimise cross infection:

- Children will wash hands before eating and after toileting.
- Children will be sent home if they appear unwell.

### Infectious and Communicable Diseases

These can occur from time to time and parents are asked to immediately contact the school if your child has a



contagious disease. Medical recommendations will then be followed.

### Immunisation

Hilder Road State School advocates immunisation programmes for young children as recommended by the National Health and Medical Research Council. Please ask if you are unsure of the recommended immunisation schedule.



### Hilder Road State School Parents and Citizens (P&C)

The School Parents & Citizens (P&C) Committee members are parents and carers of kids attending Hilder Road State School. The Principal and our teaching staff are great supporters of our P&C.

#### What does the P&C do?

The Hilder Road P&C (Parents & Citizens Association) plays a vital role in supporting the wellbeing of our learners and fostering a vibrant, connected school community. Here's what being involved in the P&C means:

- Meeting and connecting with other families in the Hilder Road community
- Organising fun, inclusive social events for all to enjoy
- Raising funds to support improvements that directly benefit our learners and enhance the school environment
- Sharing feedback, asking questions, and contributing ideas to help improve our school

#### Some of our recent achievements include:

- Funding the installation of air conditioning in the school hall
- Contributing to the construction of a new playground for our learners
- Supporting the development of the Indigenous garden
- Providing a shade structure for outdoor spaces
- Purchasing school resources to support unique learning opportunities, such as iPads

### Other event highlights include:

- Trivia Night
- School Disco
- Fiesta
- Father's and Mother's Day stalls
- Coffee Café every Wednesday morning

### Who Can Join P&C?

The P&C is made up of parents and coordinated by parents. Everyone can help!


Here's what other parents say....

*"Being involved is a great way to keep up with developments at school."*

*"My kids are proud that I get involved in what's happening at school and help out even in small ways."*

*"P&C has made it really easy for us to meet lots of interesting people and establish new friendships."*

You can register your interest using the QR link below.



### *And finally,*

We look forward to building productive partnerships as we learn and grow together. We are here to provide quality Prep education for your child. Please do not hesitate to discuss any questions or concerns you may have. We are looking forward to our association with you and your child in Prep at Hilder Road State School.

### The Hilder Road State School Team



Deliberately left blank